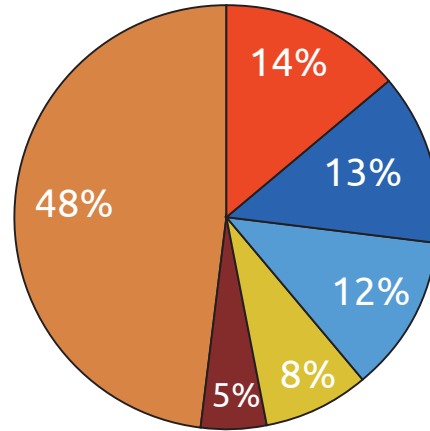


Fruit & Vegetables in the Netherlands

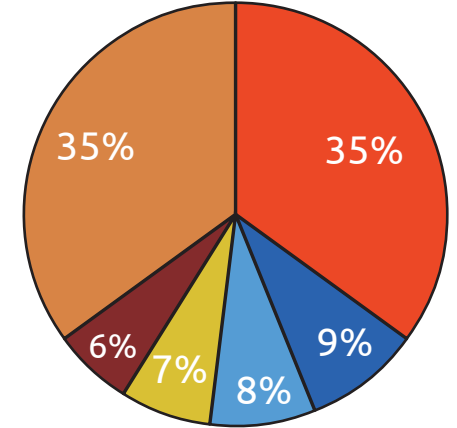
ANNUAL FIGURES 2023

€10,6 BILLION IMPORTS

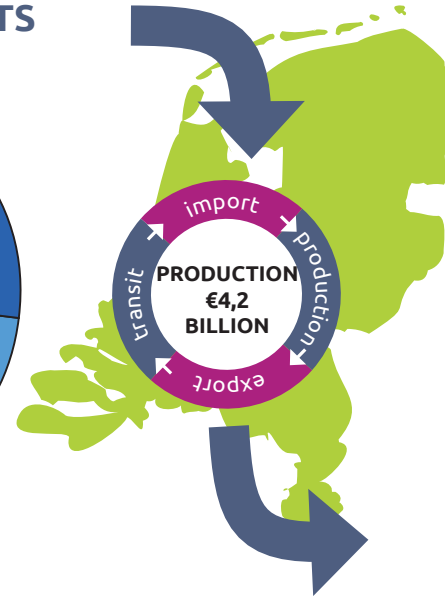


Spain
South Africa
Peru
Belgium
Germany
Other

€14,9 BILLION SALES ABROAD



Germany
Belgium
United Kingdom
France
Poland
Other



Energy costs and climate lead to **lower volume, higher turnover** for fresh fruit and vegetables

Import

0% less volume
6% higher in monetary value
76% fruits

Sales abroad

2% less volume
10% higher in monetary value
of which: vegetables +9%
fruits +10%

STRONG GROWTH IMPORT FROM

Egypt +63%
Colombia +17%
South Africa +12%

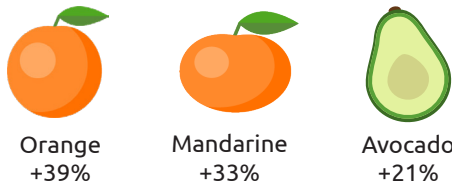


DUTCH SALES GROWTH IN

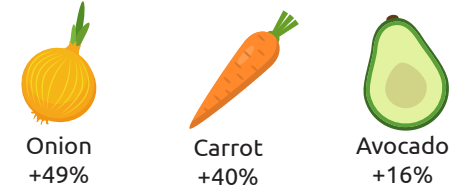
Poland +23%
Spain +18%
United Kingdom +11%



GROWTH PRODUCTS IMPORTS (€)



GROWTH OF PRODUCT SALES (€)



TOP 3 IMPORT



TOP 3 SALES ABROAD



Fresh Produce Centre
info@fpcnl.eu
www.freshproducecentre.com

